




REKOD  
KEMENTERIAN PERTANIAN  
DAN PERSEKUTUAN MASYARAKAT

# R&D INNOVATIONS ON FISH HEALTH MANAGEMENT AND DISEASE CONTROL

Fisheries Research Institute  
Department of Fisheries Malaysia



© Fisheries Research Institute (FRI) Malaysia 2022

All rights reserved. No part of the articles, illustrations and contents of this publication may be reproduced in any form and by any means, electronic, photocopying, mechanical, recording or otherwise without prior permission of the Fisheries Research Institute.

# FOREWORD

Research and Development as well as Innovation (R&D&I) are key activities at the Fisheries Research Institute (FRI), Department of Fisheries Malaysia. As a major fisheries R&D institution in Malaysia, FRI appreciates the importance of innovation, hence our motto "Leading Fisheries Innovation". Here at FRI, our innovation ranges from product development, methods of management, efficient ways of doing works and etc.

Fish health is one of the main research themes at FRI. A specific division which is the National Fish Health Research Division or NaFisH was established in FRI to execute R&D in fish health. NaFisH is actively involved in R&D&I in fish health management and disease mitigation including working closely with the local universities, government agencies and private companies.

This booklet is published especially for the 11th Symposium on Diseases in Asian Aquaculture (DAA11). The contents portray the innovation and technology that have been developed with regard to fish/shrimp disease management and control in Malaysia and few others related to it. Several of the innovations are ready to be commercialized and some are still at the field trial stage.

It is hoped that the information shared in this booklet would enable investors, private companies and farmers to know what technology is available and help FRI to commercialize it or test it in their premises to evaluate the effectiveness.

# TABLE OF CONTENTS

**01**

**StrepToKit : Detection Method for *Streptococcus agalactiae***

**02**

**Break & Protect 2 (BP2) : Leech Remover**

**04**

**KRIPeK : Bloated Stomach Fish Treatment Kit**

**06**

**SHOS-Spotter™ : Shrimp Health On-Site Spotter**

**08**

**StrepToVax : Feed-based Vaccine**

**010**

**Diagnosis Case Procedure Manual Kit**

**011**

**Garlex© : Alternative Medicine for Fish**

**012**

**Leech-Guard : Alternative Treatment for Leech Infestation**

**013**

**SirehMax® : Alternative Medicine for Fish**

**014**

**SitroPro® : Alternative Medicine for Fish**

**015**

**Super Intensive Shrimp Culture**

**016**

**Hygienic *Moina* sp. Production**

**018**

**PrimEZeal : Prawn Broodstock Moist Feed**



# StrepToKit

## PROBLEM



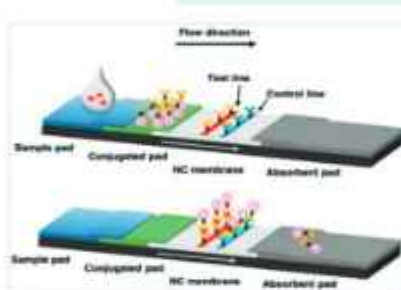
- *Streptococcus agalactiae*, a significant threat which cause Streptococcosis
- Impact: mass mortalities (up to 100%)
- Susceptible size: 300g - 400g
- Clinical signs: erratic swimming, haemorrhagic fin and tail, lethargy and exophthalmia
- No rapid detection of Streptococcosis discovered in Malaysia

## SOLUTION



- Rapid detection kit
- An immunodiagnostic kit for detection of *Streptococcus agalactiae* pathogen in tilapia body mucus
- Infected fish can be quarantined immediately to prevent disease spreading

## ADVANTAGES



- One step assay
- Fast and low cost, low sample volume
- Simple test procedure, "farmer friendly"
- Qualitative (positive/negative) result
- Applications at point of need
- Long shelf life

### Contact us for more information:

- Dr. Azila Abdullah (azila@dof.gov.my)<sup>1</sup> & Assoc. Prof. Dr. Nur Nazifah Mansor (nurnazifah@iium.edu.my)<sup>2</sup>
- <sup>1</sup>National Fish Health Research Division (NaFish), 11960 Batu Maung, Penang, Malaysia
- <sup>2</sup>Department of Marine Science, Kulliyah of Science, International Islamic University Malaysia, Bandar Indera Mahkota, 25200 Kuantan, Pahang, Malaysia
- Ph: 604-6263922 Fax: 604-6263977

# Break & Protect 2 (BP2)

(PI 2017703059)

## Marine Leech Remover

### PROBLEM

- Fish mortality caused by marine parasite infestation has been reported in the Philippines, Brunei, Indonesia, Singapore, and Malaysia.
- Heavy infestation of this parasite could cause serious injury and secondary infection.
- Current mitigation methods are freshwater or formalin bath and manual removal by hand, towel, or toothbrush, all of which require several workers and are stressful to the fish, as well as tedious and time-consuming.

### SOLUTION

- Break and Protect 2: A device for trapping or removing marine leech parasites from fish by disrupting their life cycle.
- It is novel in a way that it could trap the leech from infesting the host (fish) by using information about the leech's life cycle and the natural behaviour of the fish.

### ADVANTAGES

- Reduce leech prevalence from 70-100% to 20-28%.
- Able to remove the leech and cocoon from the cages.
- No chemicals are used.
- User-friendly.
- Minimizes secondary infection.



Break & Protect 2  
(BP2)



**RECOGNITION**



**Winner £3,000**

Commonwealth Secretary-General's Innovation for Sustainable Development Awards 2021



**Gold Medal and 2nd Runner - up**

Category Agriculture, Environment and Renewable Energy, iCompEx' 18



**Silver Medal**

4th International Innovation, Design and Articulation i-DeA 2018



**3rd Runner - up**  
(Category Technical - Individual)

The Department of Fisheries Innovation Competition 2018

**Contact us for more information:**

- Dr. Kua Beng Chu (kuaben01@dof.gov.my) & Mrs. Nur Ashikin Arbi (ashikin@dof.gov.my)<sup>2</sup>
- <sup>1</sup>Fisheries Research Institute Headquarters, FRI Batu Maung, 11960 Batu Maung, Penang, Malaysia
- <sup>2</sup>National Fish Health Research Division (NaFisH), FRI Batu Maung, 11960 Batu Maung, Penang, Malaysia
- Ph: 604-6263925/26 Fax: 604-6262210

## Bloated Stomach Fish Treatment Kit

### PROBLEM

- Swim bladder disorders commonly occur in groupers (*Epinephelus* spp.).
- Mortality increases up to 100% within 3 days after the onset of positive buoyancy.
- Fish that have been infected may appear bloated and will eventually die from starvation, overexposure to sunlight, or a secondary infection.
- High mortality has been reported in Taiwan, Thailand, Singapore, and Malaysia.
- The existing mitigation methods (air removal using a syringe, a life jacket or wheelchair, or antibiotics) are not practical because they need to be performed repeatedly, involve a long recovery period, and may lead to antimicrobial resistance.

### SOLUTION

- KRIPeK was designed to treat swim bladder disorders in tiger groupers (*Epinephelus fuscoguttatus*).
- The product has 2 main procedures;
  - (i) air removal from the swim bladder using a needle and,
  - (ii) force-feeding of functional diet through a tube.

### ADVANTAGES

- Reduction in mortality due to timely treatment.
- Reduction of unsold farmed fish due to bloated swim-bladder disorders.
- Reduction in the usage of antibiotics.
- Rapid recovery of treated fish.



## RECOGNITION



### Silver Medal

CROWN Event A - Professional Inventors  
(Educators, Researchers, Designers and Industries) in i-DeA™ 2020



### First Place

(Group: Category - Open)

The Department of Fisheries Innovation Competition 2020

### Contact us for more information:

- Dr. Kua Beng Chu (kuaben01@dof.gov.my)<sup>1</sup>, Ms. Rohaiza Asmini Yahya (rohaizaasminiedof.gov.my)<sup>2</sup> & Mrs. Nur Ashikin Arbi (ashikin@dof.gov.my)<sup>2</sup>
- <sup>1</sup>Fisheries Research Institute Headquarters, FRI Batu Maung, 11960 Batu Maung, Penang, Malaysia
- <sup>2</sup>National Fish Health Research Division (NaFish), FRI Batu Maung, 11960 Batu Maung, Penang, Malaysia
- Ph: 604-6263922 Fax: 604-6263977

# Shrimp Health On-Site Spotter (SHOS-Spotter)<sup>TM</sup>

TM2021029905

## PROBLEM

- Farmed shrimp are often infected with viral and bacterial diseases such as WSSV, IHNV, Vibriosis, IMNV, EHP, DIV1, WFD, and AHPND.
- Cause huge losses (USD 1.3 billion) due to AHPND (2011-2013) in Malaysia.
- Existing adopted methods are rapid detection kits, PCR, RT-PCR, manual isolation, and histopathology.
- These methods are tedious, require skilled manpower, are expensive, time-consuming, not practical for farmers and causes delay in decision-making.

## SOLUTION

- SHOS-Spotter is an on-site method used to determine the health status of farmed shrimp.
- The SHOS-Spotter works by assigning a score to the number of hepatopancreatic cells in the shrimp intestine, ranging from 0 to 2. Farmers can use the SHOS-Spotter to assess the health condition of their shrimp in 1 to 3 hours, determining whether the shrimp has a sick or healthy intestine. This enables farmers to act quickly before the shrimp die.

## ADVANTAGES

- Provides early detection.
- A quick method; on-site time of 1 - 3 hours.
- Easy to implement without the need of technical staff.
- Allows farmers to assess shrimp health and take immediate action.



## RECOGNITION



### Silver Medal

Public Service Innovation Awards  
Malaysia Technology Expo 2022



### Contact us for more information:

- Dr. Kua Beng Chu (kuaben01@dof.gov.my)<sup>1</sup>, Dr. Padilah Bakar (padilah@dof.gov.my)<sup>2</sup>, Mr. Iftikhar Ahmad Abdul Rafi (iftikhar@dof.gov.my)<sup>3</sup>, Ms. Kamisa Ahmad (kamisa@dof.gov.my)<sup>2</sup> & Ms. Norazila Jelani (norazila@dof.gov.my)<sup>2</sup>
- <sup>1</sup>Fisheries Research Institute Headquarters, FRI Batu Maung, 11960 Batu Maung, Penang, Malaysia
- <sup>2</sup>National Fish Health Research Division (NaFish), FRI Batu Maung, 11960 Batu Maung, Penang, Malaysia
- <sup>3</sup>Freshwater Fisheries Research Division, FRI Glami Lemi, 71650 Titi, Jelebu, Negeri Sembilan, Malaysia
- Ph: 604-6263925/26 Fax: 604-6262210

# StrepToVax

(PI 2015702360)

## PROBLEM

- Streptococcosis is a common disease in farmed tilapia. The disease is endemic in Malaysia.
- The condition is caused by the bacterium *Streptococcus agalactiae*.
- Symptoms include pop-eye, inflammation of the skin and brain, and erratic swimming behavior. Serious infections can cause up to 60% of deaths.

## SOLUTION

StrepToVax

## ADVANTAGES

- Vaccines from local bacterial isolates
- Formulated into fish meal; easier to use
- Cheaper
- Less pressure on the fish
- Provide protection for 4 months, with a survival rate of 75 - 80% (based on field tests).



**RECOGNITION**



**Gold Medal and 3rd Runner - up**  
Category Learning and Teaching, iCompEx' 2018



**Gold Medal**  
Malaysia Agricultural Invention Show (MAGIS) 2015



**First Place (Category : Individual)**  
The Department of Fisheries Innovation  
Competition 2016

*Inventors Info:*

Mr. Mohd Syafiq Mohammad Ridzuan  
(syafiq@dof.gov.my)  
Dr. Azila Abdullah  
(azila@dof.gov.my)

National Fish Health Research Division  
(NaFish)  
Fisheries Research Institute  
11960 Batu Maung, Penang Malaysia

Ph: 604-6263922  
Fax: 604-6263977



# Diagnosis Case Procedure Manual Kit



## PROBLEM

- Lack systematic and scientific cases documentation
- Solely depend on the investigation officer experience

## SOLUTION

- Pictorial fish sampling steps for diagnostic cases
- Proper and accurate organ sampling

## ADVANTAGES

- Proper documentation of reported cases
- Provide farmers with timely and appropriate recommendations for the diagnosed cases



### Contact us for more information:

- Dr. Kua Beng Chu (kuaben01@dof.gov.my)<sup>1</sup>, Dr. Azila Abdullah (azila@dof.gov.my)<sup>2</sup>, Dr. Rimatulhana Ramly<sup>2</sup>, Dr. Padilah Bakar<sup>2</sup>, Mr. Mohd. Syafiq Mohammad Ridzuan<sup>2</sup>, Ms. Afzan Muntaziana Mohd Pazai<sup>2</sup>, Ms. Rohaiza Asmini Yahya<sup>2</sup> & Ms. Kamisa Ahmad<sup>2</sup>
- <sup>1</sup>Fisheries Research Institute Headquarters, FRI Batu Maung, 11960 Batu Maung, Penang, Malaysia
- <sup>2</sup>National Fish Health Research Division (NaFish), Fisheries Research Institute, 11960 Batu Maung, Penang Malaysia
- Ph: 604-6263925/26 Fax: 604-6262210

## RECOGNITION



**First Place**

(Group: Category - Procedure)

The Department of Fisheries Innovation Competition 2019

# Garlex<sup>©</sup> (CRLY00028224)

## PROBLEM

- Slow growth and death due to bacterial infections are two of the most common issues faced by Malaysian marine fish farmers.
- Due to the obvious slow growth, the fish will take longer time to reach marketable size.
- This will raise the cost of labor, the amount of food needed, and the risk of death from diseases or natural disasters like floods or droughts.

## SOLUTION

Garlex<sup>©</sup> is a herbal-based solution extracted from garlic, which is known for its antimicrobial properties. It also serves as an appetizer to increase the fish's appetite.

## ADVANTAGES

- A simple and inexpensive technique.
- May be used directly by mixing it with fish meal.
- Acts as a growth promoter and bacterial inhibitor in marine fish.
- Inhibits the growth of bacteria in major organs of fish by up to 80% after a month of being given a Garlex-mixed diet.
- Cheaper than antibiotics.

### Contact us for more information:

- Dr. Shaharah Mohd Idris (shaharah@dof.gov.my)
- Marine Finfish Aquaculture Research Division,  
Fisheries Research Institute  
22200 Besut, Terengganu, Malaysia
- Ph: 609-6956778 Fax: 609-6958262



# Leech-Guard



## PROBLEM

Leech infestation in marine fish culture is one of the major problems faced by farmers. It is usually associated with slow growth, and the fish will take a longer period to reach marketable size. This will substantially lead to an increased cost of operation and a risk of death due to diseases or natural disasters. Normally, farmers use formalin to treat leech infestations, which could lead to residues, an increase in production costs, and less profit.

## SOLUTION

- Leech - Guard : Noni Extract (Morinda)
- To treat fish that are infested with marine leeches
- Still in the R&D stage and undergoing field testing

## ADVANTAGES

- Made from natural compounds.
- There are no residues in the fish tissues or the environment.
- Less expensive than antibiotics.
- Safe and user-friendly.

Contact us for more information:

- Dr. Shaharah Mohd Idris (shaharah@dof.gov.my)
- Marine Finfish Aquaculture Research Division  
Fisheries Research Institute 22200 Besut, Terengganu, Malaysia
- Ph: 609-6956778 Fax: 609-6958262

## RECOGNITION



**Second Place  
- Runner up (Group)**

The Department of Fisheries  
Innovation Competition 2019

# SirehMAX®

(MY-172900-A)

## PROBLEM

Aquaculture diseases caused by bacterial infection are significant.

To overcome this, farmers have been using antimicrobials, chemicals, and synthetic drugs.

The use of chemicals may result in the emergence of antimicrobial resistance fish pathogens, residual problems in fish tissue, and may affect human health.

The withdrawal period may increase operating costs.

## RECOGNITION



**Gold Medal**

Malaysia Agricultural Invention Show  
(MAgIS) 2015

### Contact us for more information:

- Dr. Shaharah Mohd Idris ([shaharah@dof.gov.my](mailto:shaharah@dof.gov.my))
- Marine Finfish Aquaculture Research Division, Fisheries Research Institute 22200 Besut, Terengganu, Malaysia
- Ph: 609-6956778 Fax: 609-6958262

## SOLUTION

SirehMAX® is a herbal product extracted from betel leaf (*Piper betle*) given orally to treat bacterial infections in aquatic animals.

## ADVANTAGES

- Broad-spectrum antimicrobial properties.
- Effective against various fish species, ages, and environments (freshwater, brackish, and saltwater).
- Based on natural ingredients, easy to degrade, and not toxic to fish.
- Can be used for treatment and prophylaxis.
- No withdrawal period.
- Easy to use (immersion and oral).



# SitroPro® (PI 2017703131)



SitroPro® is a chemical-free alternative to aquaculture chemicals.

SitroPro® was extracted from selected herbs and has been proven to serve as a therapeutic agent against protozoan parasites and ecto-parasites such as marine leeches (*Zeylanicobdella arugamensis*) in farmed fish.

Marine leech infestation is one of the most serious problems in the aquaculture of marine fish, especially grouper and sea bass. Apart from its therapeutic potential, SitroPro® also acts as an immune-stimulant agent in sea bass cultured in marine cages, potentially lowering mortality and increasing growth rates.

In addition, it has the potential to help increase the survival rate of super intensive shrimp culture. SitroPro® may provide an alternative to the use of chemicals like formalin in aquaculture, reducing risk to farmers and improving food safety.



Contact us for more information:

Mrs. Fadzilah Yusof (fadzilahyusof@dof.gov.my)  
Brackish Water Aquaculture Research Division  
FRI Gelang Patah, 81550, Gelang Patah, Johor, Malaysia  
Ph: 607-5101202, Fax: 607-5103015

# Super Intensive Shrimp Culture


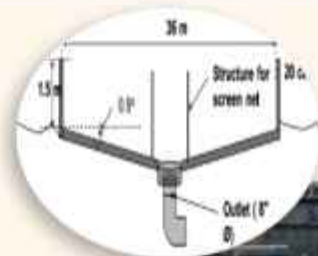


## SMALLER ROUND TANKS LAYERED WITH HDPE SUCH AS 1000M<sup>3</sup> AND 100M<sup>3</sup> TANKS

In order to achieve high shrimp production at a lower cost, a super intensive culture system relies on precise management practices such as high stocking density, central drainage, minimal water exchange, good seed quality, and fully bio-secured system.

## THE OUTLET SYSTEM IS LOCATED IN THE CENTRE OF THE POND

There are several risks, including pathogen introduction and escapees. Typically, commercial Pacific White Shrimp operations with a stocking density of 80 to 120 pieces/m<sup>2</sup> produce approximately 10 - 20 tonnes/ha.



## PADDLE WHEEL AND A SUPERCHARGER BLOWER ARE CONNECTED TO AN HDPE PIPE AND A 4M AEROTUBE



A super intensive culture system produces approximately 40 - 50 tonnes/ha of shrimp which is 4 - 5 times more than the normal commercial practice without compromising water quality or shrimp growth performance.

### Contact us for more information:

Mr. Azmi Rani (azmirani@dof.gov.my) and Mr. Mohd Lazim Mohd Saif (lazim\_saif@dof.gov.my)  
Brackish Water Aquaculture Research Division, FRI Gelang Patah, 81550, Gelang Patah, Johor, Malaysia  
Ph: 607-5101202 Fax: 607-5103015

1

## **Empathize with Customer**

---

*Artemia* has long been a staple of aquaculture as a primary live feed. However, due to high demand and limited supply, *Artemia* is expensive. As a result, fish nursery operations have been negatively affected as well.

2

## **Ideate Solutions**

---

One of the most promising replacements for *Artemia* is *Moina* sp. Wild *Moina* sp. is often found in unsanitary environments, such as sewage ponds or drainage systems, and is known to harbour pathogens.



# **Hygienic Moina sp. Production**

3

## **Define the Problem**

---

Fish fry that are not fed a pathogen-free, nutrient-dense diet may become stunted, disease-prone, and ultimately die. This may have an impact on operations and lead to losses.

4

## **Innovation Tool**

---

Hygienic *Moina* sp. is produced from intensive and sanitary cultivation procedures.

### **Advantages :**

- Consistent supply
- Cost-effective
- Sustainable
- Hygienic and safe

## RECOGNITION



### **First Place**

(Group: Category - Procedure)

The Department of Fisheries Innovation Competition 2020

### Contact us for more information:

Mr. Hanan Mohd Yusof ([hanan@dof.gov.my](mailto:hanan@dof.gov.my))

Freshwater Fisheries Research Division,  
FRI Glami Lemi, 71650 Titi, Jelebu, Negeri Sembilan, Malaysia

Ph: 606-613 3000 Fax: 606-613 8352

---

---

# PrimEZeal (MY-182835-A)

## PROBLEM

- Fresh unprocessed feed, such as squids, mussels, and worms, is typically fed to prawn broodstock.
- Fresh feed, particularly mussels and worms, is highly susceptible to parasite, bacteria, and virus contamination.
- As a result, hatchery owners avoid using fresh feed. This causes an imbalance of nutrients in the prawn broodstock's feed, affecting their health, survival, and spawning performance.

## SOLUTION

PrimEZeal is a moist feed with a formulated composition for better health and increased spawning performance of prawn broodstock.



## ADVANTAGES

- Reduces disease transmission among members of the same population
- Increases the survival rate
- Maintains spawning efficiency



---

## RECOGNITION



### Gold Medal

iCompEx 2018, Politeknik Sultan Abdul Halim Mu'adzam Shah, Kedah

#### Contact us for more information:

Mr. Mohammed Suhaimee Abd Manaf (suhaimee@dof.gov.my)  
Crustacean Aquaculture Research Division, Fisheries Research Institute,  
08500 Kota Kuala Muda, Kedah, Malaysia  
Ph: 604-4374021 Fax: 604-4374470

# Contact Us




**LET'S GET IN TOUCH !**

Fisheries Research Institute  
Department of Fisheries Malaysia  
(Innovation, Promotion & Commercialization Unit)  
11960 Batu Maung, Penang, Malaysia  
Tel: 04-6263925/6 Fax: 04-6262270

 [fri\\_helpdesk@dof.gov.my](mailto:fri_helpdesk@dof.gov.my)

 <http://fri.dof.gov.my/>

 Fisheries Research Institute

